

DS SMOKE PIPE

Model DS Smoke Pipe is designed with double wall construction and a durable Stainless Steel inner liner in 6" I.D. and 8" I.D. sizes. It is intended to be used in place of standard single wall stove pipe and allows reduced clearance to combustibles compared to the 18" required for single wall pipe.

Reduced clearance to combustibles for Model DS is 6" for the 6 DS size and 8" for the 8 DS size.

The product line comes with a full complement of parts to complete all standard installations including adapters to fit a wide variety of stove outlets. Interlocking joints secured with screws provided allow for quick and easy system assembly.

Standard Smoke Pipe lengths are 12", 24" and 36" with either the Adjustable Lengths or the Vertical Installation Kit available to make up odd lengths of the pipe run.

Detailed installations are provided with the purchase of each Model DS Smoke Pipe System which you should read carefully prior to assembly.




Product No.		Model DS	Description
6"	8"	Part No. 6" or 8"	
256012	258012	DS-12	12" Length
256024	258024	DS-24	24" Length
256036	258036	DS-36	36" Length
256086	258086	DS-EZAJ-12	Adjustable Length
256215	258215	DS-45E	45° Adjustable Elbow
256230	258230	DS-90E	90° Adjustable Elbow
256247	258247	DS-MA	Masonry Adapter
256100	258100	DS-T	Tee with Insulated Cap
256245	258245	DS-AA	Appliance Adapter
256240	258240	DS-CPA	Chimney Pipe Adapter (Pipe Adapter and Finishing Sleeve)
256243	258243	DS-TCA	Thick Collar Adapter
256610	258610	DS VK (Kit)	Vertical Installation Kit (Telescoping Length, and DS-CPA)

NOTE: A Stove Outlet Increase (Part 8DS-71) which is used to connect 8" DS Smoke Pipe to a 7" appliance outlet is available for order as a non-listed part.



Note: Model DS Smoke Pipe is tested and listed by Warnock Hersey®

DS SMOKE PIPE PARTS



DS-VK VERTICAL INSTALLATION KIT

(Telescoping Length and Pipe Adapter with Finishing Sleeve) Adjustable from 39" to 66". The Pipe Adapter with Finishing Sleeve connects Model SSII chimney to Telescoping Length, which is designed to directly connect to a top outlet appliance. Some appliances may require an Appliance Adapter (DS-AA).




DS-12, 24 or 36
Standard 12", 24" or 36" length double wall smoke pipe can be connected to Telescoping Lengths for additional height.

NOTE: Net assembled length is 1/2" less than listed lengths.



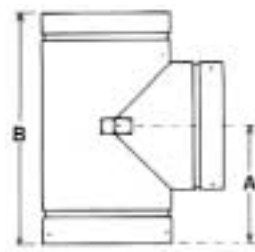
DS-EZAJ-12 ADJUSTABLE LENGTH

Installed at least 2 inches over a standard length, this part provides from 3 1/2" to 10" of adjustment. It can also be used as an alternate connection to the appliance.



DS-CPA CHIMNEY PIPE ADAPTER (Pipe Adapter & Finishing Sleeve)

These short single wall parts, pre-installed in a Model SSII ceiling support, or used to attach to horizontal chimney, provide the flue connection to the Model DS Smoke Pipe.



I.D.	A	B
6"	6"	12"
8"	7"	14"

DS-T TEE/TEE CAP

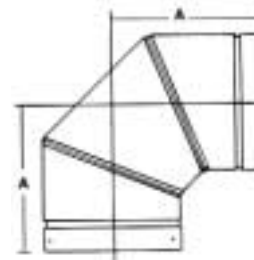
The tee connects Model DS to rear outlet appliances and allows easy cleanout access. An insulated tee cap is included and must be secured with three screws.



DS-45E ADJUSTABLE ELBOW

Adjustable elbows provide any angle from 0 to 45 degrees. Two elbows assemble to provide a 90 degree turn for wall penetration chimneys.

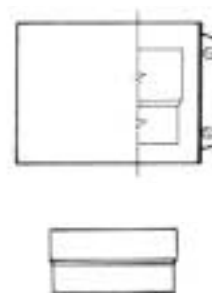
I.D.	A
6"	4"
8"	4 1/16"



DS-90E ADJUSTABLE ELBOW

Adjustable elbows provide any angle from 0 to 90 degrees.

I.D.	A
6"	7 1/16"
8"	8 3/4"



DS-TCA THICK COLLAR ADAPTER

Consists of standard appliance adapter with finishing band to accommodate a variety of collar thicknesses.

DS-AA APPLIANCE ADAPTER

Provides dripless connection to appliance with odd sized outlets. Can also be used to provide flue connection to previously installed ceiling support for Model SSII chimney.